

DATA SHEET

Zirconia O₂ Sensors Flange Mounted Series



FEATURES

- Zirconium dioxide (ZrO₂) sensing elements
- Long life, non-depleting technology
- Integral heating element
- High accuracy
- Requires an external interface board to operate¹



Response Time < 4 secs	Heater Voltage 4.35 V VOLTAGE	Gas Temp -100°C to +400°C TEMPERATURE	Termination 4-PIN 5-PIN
--------------------------------------	--	---	--

BENEFITS

- No reference gas required
- No need for temperature stabilisation
- Flange mounting

OUTPUT VALUES

Oxygen pressure range	2mbar—3bar max
Accuracy	5mbar max
Internal operational temp	700°C
Response time (10—90% step)	< 4s
Warm up time (prior to sensor operation)	60s
Warm up time (from standby)	20s
Output stabilisation time	~ 180s

TECHNICAL SPECIFICATIONS

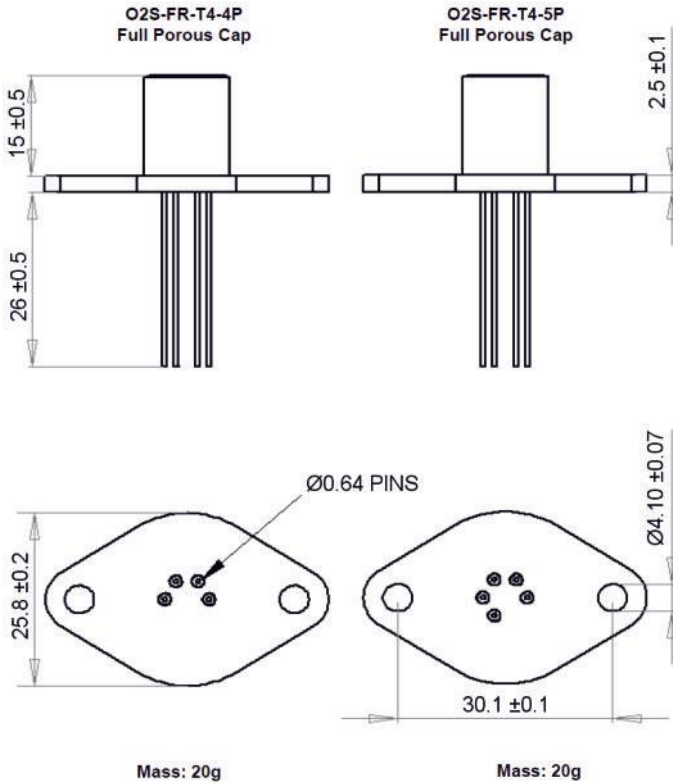
Heater voltage ²	
Operating	4.35V _{DC} ± 0.1V _{DC} (1.85A)
Standby	2V _{DC} (0.85A)
Pump impedance at 700°C ³	< 6kΩ
Permissible gas temperature	-100°C to +400°C
Gas flow rate	0—10 m/s
Repetitive permissible acceleration	5g
Incidental permissible acceleration	30g



- 1) Interface board sold separately
- 2) It is important to measure the heater voltage as close to the sensor as possible due to voltage drops in the supply cable.
- 3) The constant current source used in the pump circuit should be designed to drive a load of up to 6k Ω.

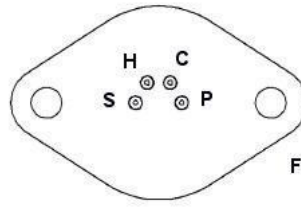
OUTLINE DRAWING

All dimensions shown in mm.



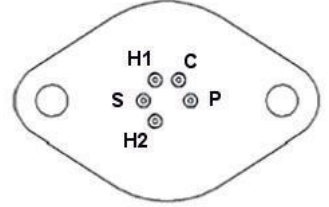
ELECTRICAL INTERFACE

O2S-FR-T4-4P



Wire	Designation
P	Pump
C	Common
H	Heater
S	Sense
F	Heater connection on flange (ground)

O2S-FR-T4-5P



Wire	Designation
P	Pump
C	Common
H1	Heater (1)
S	Sense
H2	Heater (2)

Notes:

1. Sensor pins must NOT be soldered. Connections should be crimped onto the pins.
2. Ø4.1mm mounting holes should be used as second heater connection (on 4-pin product only) and should be grounded.

ORDER INFORMATION

Generate your specific part number using the convention shown below. Use only those letters and numbers that correspond to the sensor options you require — omit those you do not.

O 2 S - F R - T 4 - X P

Termination

4
4-pin

5
5-pin

CAUTION

Do not exceed maximum ratings and ensure sensor(s) are operated in accordance with their requirements. Carefully follow all wiring instructions. Incorrect wiring can cause permanent damage to the device. Zirconium dioxide sensors are damaged by the presence of silicone. Vapours (organic silicone compounds) from RTV rubbers and sealants are known to poison oxygen sensors and MUST be avoided. Do NOT use chemical cleaning agents.

Failure to comply with these instructions may result in product damage.

INFORMATION

As customer applications are outside of SST Sensing Ltd.'s control, the information provided is given without legal responsibility. Customers should test under their own conditions to ensure that the equipment is suitable for their intended application. For detailed information on the sensor operation refer to application note AN0043 Operating Principle and Construction of Zirconium Dioxide Oxygen Sensors.

General Note: SST Sensing Ltd. reserves the right to make changes to product specifications without notice or liability. All information is subject to SST Sensing Ltd.'s own data and considered accurate at time of going to print.