
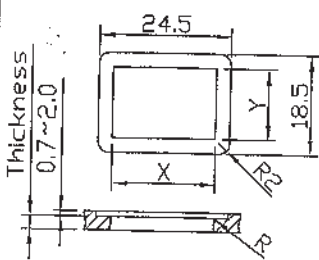
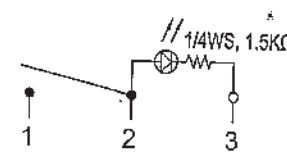
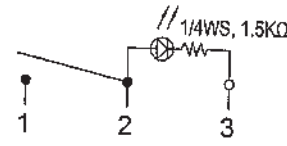
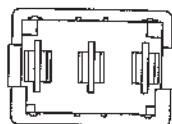
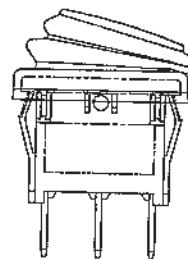
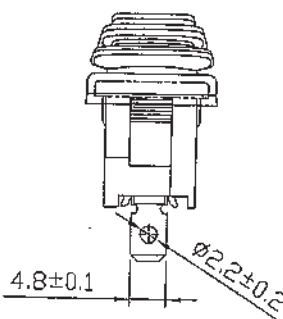
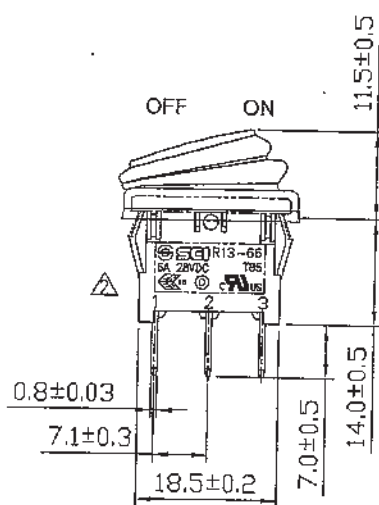
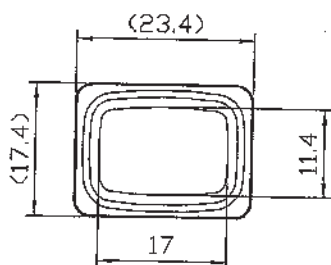


Rating	6A 28VDC 	Mounting Hole 	Circuit Diagram 	
Contact Resistance	50m ohm Max.			
Insulation Resistance	DC 500V 100M ohm Min.	Thickness	Circuit Diagram 	
Dielectric Strength	AC 1500V 1 minute			0.75...1.5
Operation Temperature	-25°C~85°C	1.5...2.5	19.8-0.1	13+0.1
Switch Function	3P SPST ON-OFF (LED dependent)			

Material:
 Frame: Black, Nylon 66 (94-V2)
 Actuator: Red clear, PC (94-V2)
 Hot stamping: None
 Waterproof: IP65
 LED: Red



原稿
 2016.6.08
 研發部

Tolerances ±0.3 Unless Otherwise Specified

5/7/16	周傑輝	DC 幾種使用DC本體更新刻字						
7/15/15	周傑輝	依實物更新刻字						
Date	Name	Description						NO
Drawn	Checked	Approved	SCI BOM No.	1824495	Model Name	ROCKER SWITCH		
周傑輝			Customer No.		Model No.	R13-66B8-02		Rev.
5/7/16	5/27-116	5/27-116	Unit	mm	SCI	Rossmann Electronic GmbH		2
							info@rossmannweb.de	